



Installing the X-Plane 11 Digital Download

Getting the digital edition of X-Plane 11 consists of two parts:

1. An email with your product key
2. Downloading the installer below that requires your product key

1) Download the Installer

DOWNLOAD FOR WINDOWS ▶

Other Platforms ▼
macOS & Linux installers.

Once the download is finished, unzip the file and double click the installer to run it. Your product key allows you to install X-Plane, run X-Plane, and add additional scenery later.

Go to <https://www.x-plane.com/kb/digital-download-install/> and click on 'Download for Windows', assuming that you're actually running Windows 10?
Click on the 'Save As' option(Go to next slide)

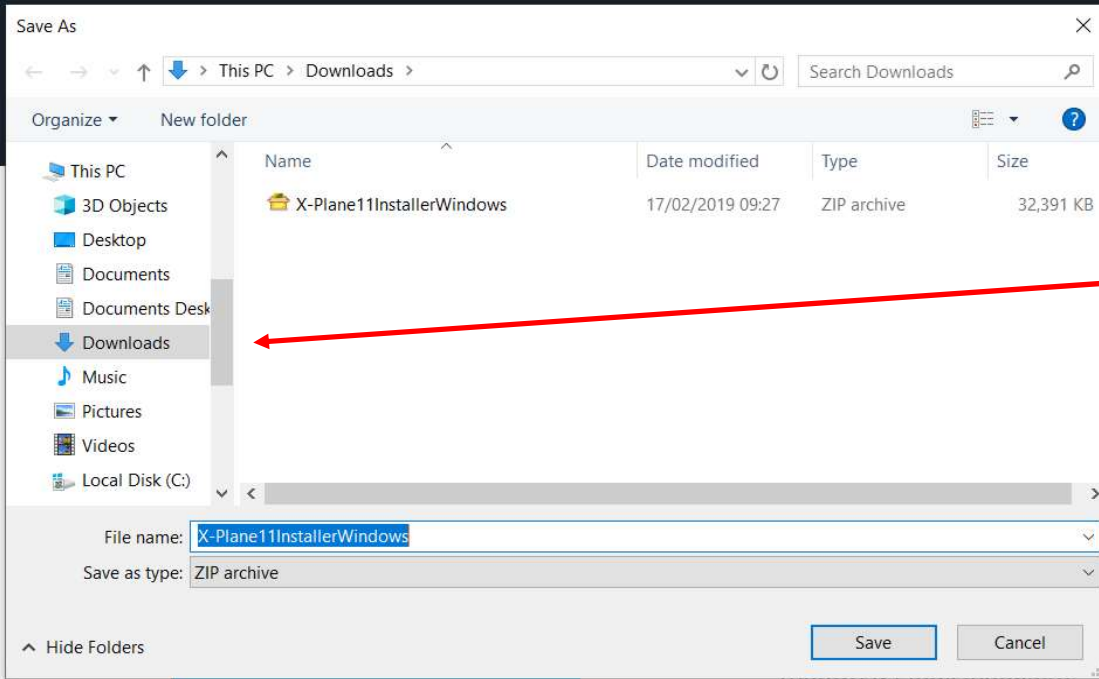
- Installing X-Plane 10 from DVDs
- HASP Drivers for X-Plane USB keys

Knowledge Base

What do you want to do with X-Plane11InstallerWindows.zip (31.6 MB)?
From: x-plane.com

Open Save as Save ^ Cancel X category

Digital Download



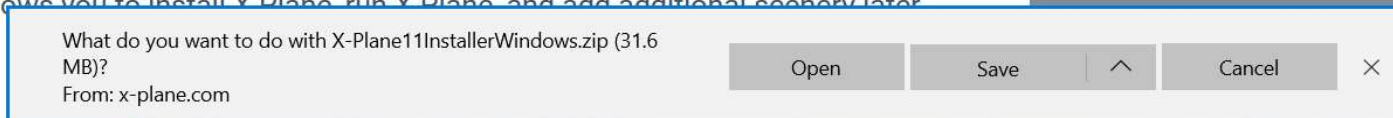
Once you've clicked on the 'Save As' option, click on the Download folder and temporarily save the X-Plane11InstallerWindows.zip file in there(Go to next slide)

Download

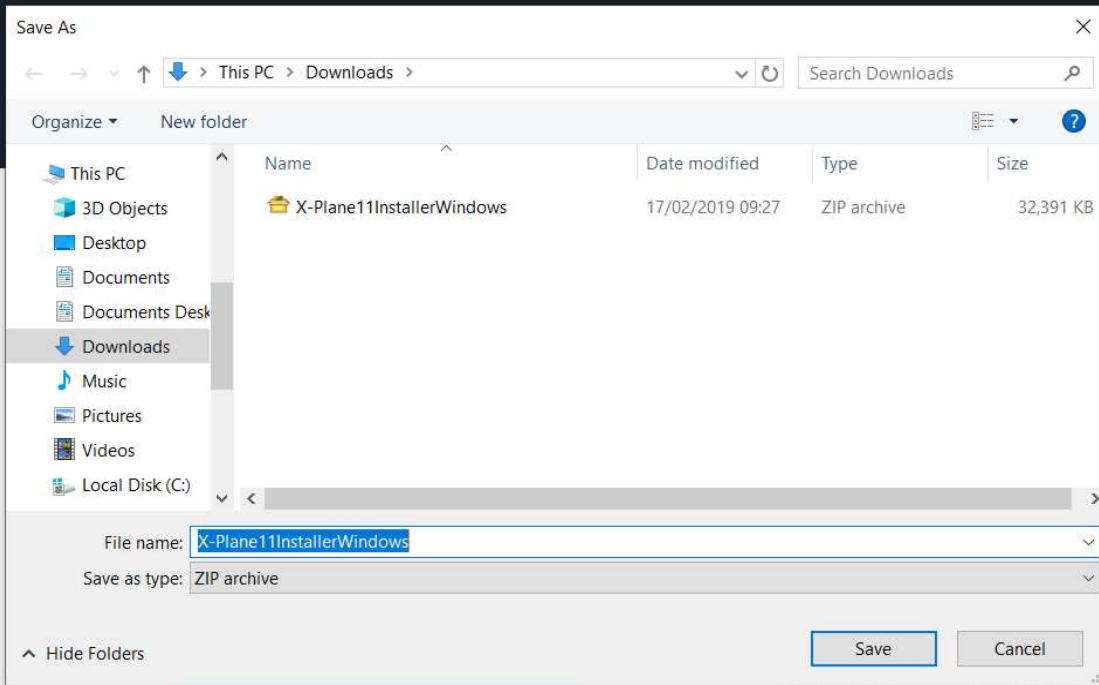
- Installing X-Plane 10 from DVDs
- HASP Drivers for X-Plane USB keys

Knowledge Base

Once the download is finished, unzip the file and double click the installer to run it. Your product key allows you to install X-Plane, run X-Plane, and add additional scenery later.

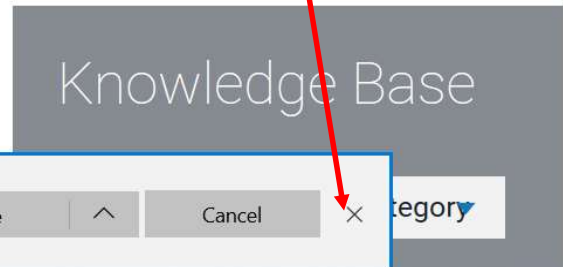


Digital Download



To finish up here, just click on the 'close' option below(Go to next slide)

- Installing the X-Plane 11 Digital Download
- Installing X-Plane 10 from DVDs
- HASP Drivers for X-Plane USB keys



Once the download is finished, unzip the file and double click the installer to run it. Your product key allows you to install X-Plane, run X-Plane, and add additional scenery later.

Knowledge Base

File Explorer window showing the Downloads folder. The file 'X-Plane11InstallerWindows' (ZIP archive, 32,391 KB) is selected. The context menu is open, and the 'PeaZip' option is selected, which has opened a sub-menu with options like 'Extract...', 'Extract here', and 'Open as archive'. A red arrow points from the 'PeaZip' option in the main menu to the 'Extract here' option in the sub-menu. Another red arrow points from the 'PeaZip' option to a text box on the right side of the image.

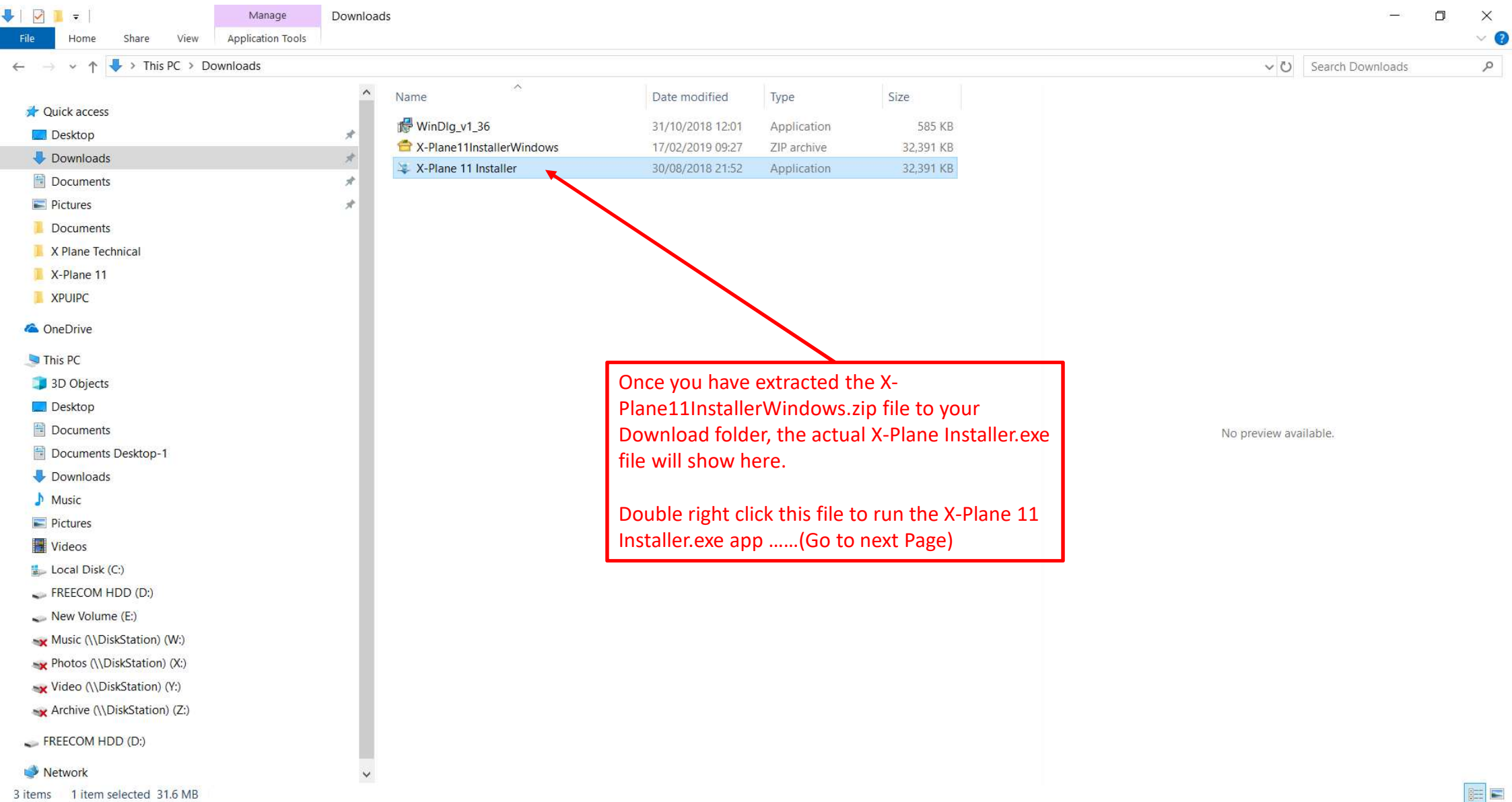
Name	Date modified	Type	Size
WinDlg_v1_36	31/10/2018 12:01	Application	585 KB
X-Plane11InstallerWindows	17/02/2019 09:27	ZIP archive	32,391 KB

2 items 1 item selected 31.6 MB

Open up File Explorer and go to the Download folder, to find the X-Plane11Installer Windows.zip file.

At this stage, you will need to download and install some zip extraction software to be installer onto your PC, which you may already have?

I use a small utility called Peazip which you can get from this website:-
<http://www.peazip.org/download-installer-p-windows.html>(Go to next slide)



Once you have extracted the X-Plane11InstallerWindows.zip file to your Download folder, the actual X-Plane Installer.exe file will show here.

Double right click this file to run the X-Plane 11 Installer.exe app(Go to next Page)

No preview available.

- Quick access
- Desktop
- Downloads
- Documents
- Pictures
- Documents
- X Plane Technical
- X-Plane 11
- XPUIPC
- OneDrive
- This PC
- 3D Objects
- Desktop
- Documents
- Documents Desktop-1
- Downloads
- Music
- Pictures
- Videos
- Local Disk (C:)
- FREECOM HDD (D:)
- New Volume (E:)
- Music (\\DiskStation) (W:)
- Photos (\\DiskStation) (X:)
- Video (\\DiskStation) (Y:)
- Archive (\\DiskStation) (Z:)
- FREECOM HDD (D:)
- Network

Name	Date modified	Type	Size
WinDlg_v1_36	31/10/2018 12:01	Application	585 KB
X-Plane11InstallerWindows	17/02/2019 09:27	ZIP archive	32,391 KB
X-Plane 11 Installer	30/08/2018 21:52	Application	32,391 KB

X-System

XPLANE11

Welcome

X-Plane 11 Installer/Updater

You already have X-Plane 11 installed on this computer. What would you like to do?

- Run X-Plane Now
- Add or Remove Scenery
- Update X-Plane
- Update Scenery Online
- Install a Second Copy of X-Plane

Cancel Installation

Follow instructions from Laminar website as per the following link:- <https://www.x-plane.com/kb/digital-download-install/>

No preview available.